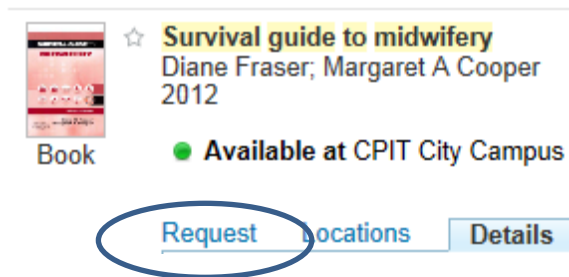


## Request a book

- a. Find the book you want by searching and click on **Request**.



- b. Click on

You must sign-in in order to place requests

- c. Sign in with your network/Moodle username and password.

- d. i) Choose **Off Campus**

ii) In **Comments** add your **address** for the library to post your books to **and** your **phone number**

Any Copy ▼  
**Off Campus** ▼  
18/07/16  
23 Main St. Nelson, 0271234567  
**Hold** Clear Selection

- e. Click on **Hold**.

## Find articles/databases

- a. From **Campus Life** click on **Library**.  
(See steps 1-2).

- b. Click on

Subject guides >

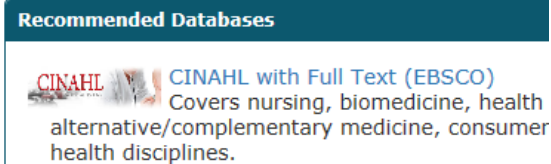
- c. Choose your subject e.g. Nursing

**Nursing and Human Services**

- **Nursing** ⓘ
- **Social Work** ⓘ

- d. Click on **Articles/databases**

- e. Find your recommended databases here.



- f. For more help click on **How do I** in your **Subject Guide** for how to use databases and more.

Nursing: Articles/Databases

A selection of excellent Nursing resources to help you with your studies



For more help contact the Library

Ring: (03) 940 8089  
Email: [library@ara.ac.nz](mailto:library@ara.ac.nz)  
0800 24 24 76 [ara.ac.nz](http://ara.ac.nz)



**Kā tautoko ako**  
Academic Support Services

**Library Services**  
at the  
**Oamaru Campus**

This brochure shows you how to:

1. **Find Campus Life** – to find the library link, and your Moodle, Student Portal, and Student email links.
2. **Find the Library website from Campus Life** – your portal to all our resources, physical and electronic, along with study help, tips and tricks, and library news.
3. **Use the Search box** – to find the resources you need for your study.
4. **Use ebooks** – online resources, available to you anywhere, anytime.
5. **Request physical items from the library** – we will post these to you at home.
6. **Find articles/databases** – online journal articles.

Note: See the **How do I** guides in your **Subject Guide** for help to search databases and more.

[Ara Library](#) / [Subject Guides](#) / [Nursing](#) / [Home](#)

Nursing: Home

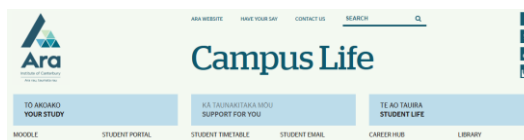
A selection of excellent Nursing resources to help you with your studies

[Home](#) [Books](#) [Articles/Databases](#) [Website](#) [How do I?](#)

There is no charge to access any of our library resources, unless they are returned late.

### 1. Find **Campus Life**

It's at <http://campus.ara.ac.nz/>



### 2. Click on **Library**



### 3. Enter your search terms under **Books and More**



a. Keep it simple – a few words will do.

b. Refining your search by **Topic** is useful.

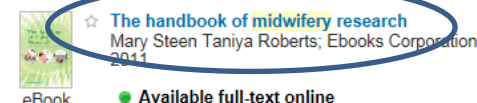


To access our collection of full-text, online ebooks:

1. Click on **full text online** after your first search.



2. Click on the title of the ebook to view it.



3. Enter your network/Moodle username and password when prompted.

4. Click

[Read Online \(Available\)](#)

5. If prompted, click to keep viewing your ebook.

[Yes \(create a loan\)](#)

See our 'How do I' guide for more information.