

## Download a Proquest ebook to your own device

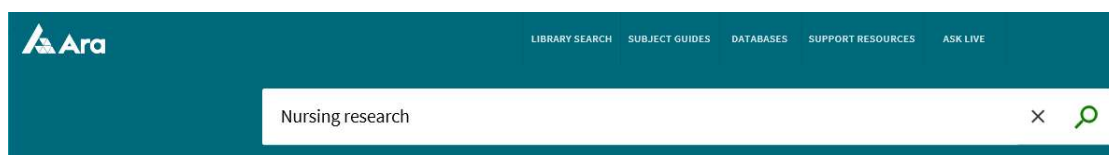
### Download an ebook reader

To read a downloaded Proquest Ebook Central eBook, download one of these readers.

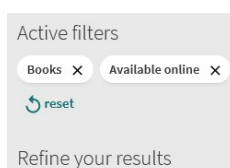
- For a PC or a Mac, download [Adobe Digital Editions](#). This is free.
- For mobile devices such as ipads, iPhones and Android, download the **Bluefire Reader** app from [iTunes](#) for iPad or [Google Play](#) for Android. This is also free. For some devices you might need to download a different web browser as well e.g. Dolphin Browser.

### Find an ebook

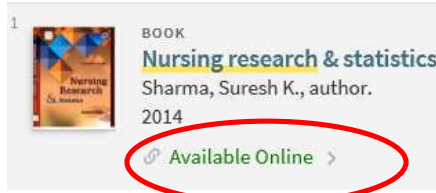
1. Begin at **My Ara**: <https://myara.ara.ac.nz/>
2. Choose **Primo Library Search**
3. In the **Primo Library Search** box type in your search term(s) e.g.



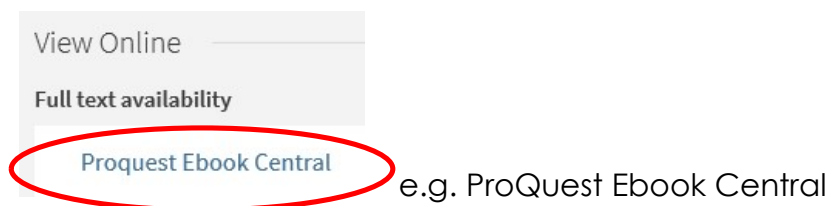
4. In the right column, refine your results by **Books** and **Available online** to see only ebooks.



5. Click **Available online**

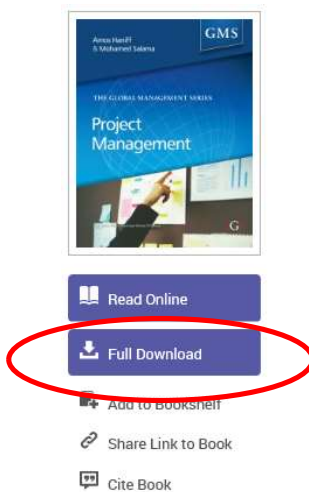


6. Under **View Online** click on the link under **Full text availability**



7. Log in with your network username and password if prompted.

8. Click on **Full Download** and then follow the prompts on your screen to download your ebook.



## Return an ebook you downloaded

For downloaded ebooks, they are automatically returned when the loan period expires. If you want to return the downloaded book earlier than the loan period,

- Go to your Adobe Digital Editions
- Click **All items** or **Borrowed items**
- Move your cursor to the book you want to return
- Click the arrow on the upper left of the book cover
- Select "Return Borrowed Item" option

## For further assistance

- Ask at the Library, Christchurch, Madras St. Campus
- Live chat with a Librarian during open hours via [Asklive](#)
- Ring (03) 9408089 or 0800 24 24 76 and ask for the Library
- Email : [library@ara.ac.nz](mailto:library@ara.ac.nz)