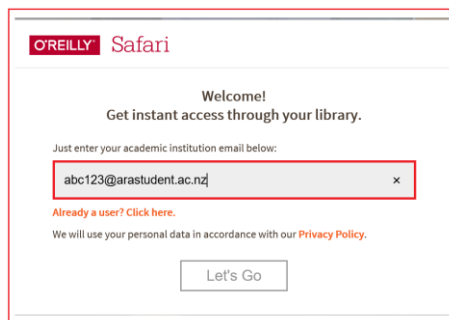


Accessing O'Reilly Ebooks

Immediate access to O'Reilly Ebooks

1. Go to **My Ara**: <https://myara.ara.ac.nz/>
2. Click on **Primo Library Search**
3. Click on **Databases**
4. Find **O'Reilly Ebooks** in the A-Z list and click the link.
[At "**Select Institution**" choose "**Not listed? Click here**"]
5. Sign in using your Ara email address and click "**Let's go**" e.g.



O'REILLY Safari

Welcome!
Get instant access through your library.

Just enter your academic institution email below:

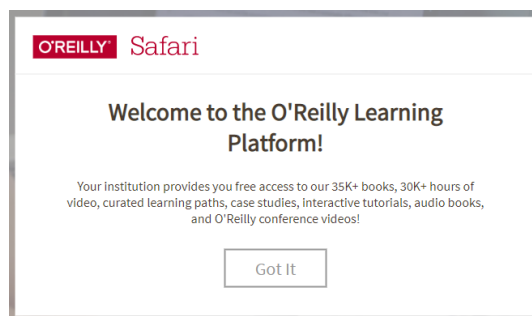
abc123@arastudent.ac.nz x

Already a user? [Click here.](#)

We will use your personal data in accordance with our [Privacy Policy.](#)

Let's Go

6. The website should respond "**Welcome to the O'Reilly Learning Platform!**". Click on "**Got it**". This gives you immediate access for up to 3 days.



O'REILLY Safari

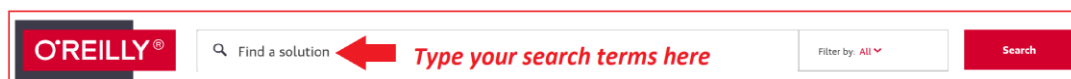
Welcome to the O'Reilly Learning Platform!

Your institution provides you free access to our 35K+ books, 30K+ hours of video, curated learning paths, case studies, interactive tutorials, audio books, and O'Reilly conference videos!


Got It

Note: You will also receive an email to set up your account for continuous access. See page 2 for how to **Setup a Safari Account**.

7. When O'Reilly Ebooks opens, use the search box to find the title of the ebook you want.



O'REILLY®

Find a solution  Type your search terms here

Filter by: All

Search

Set up an O'Reilly Account

1. Complete your account set up, by going to your student email account to look for an email from O'Reilly that includes a unique link and prompt for you to set up your personal account. We recommend you use your network / Moodle password for your O'Reilly account.
2. Then repeat steps 1 - 4 and click on **“Already a user? Click here”**

O'REILLY Safari

Welcome!
Get instant access through your library.

Just enter your academic institution email below:

Already a user? Click here.

We will use your personal data in accordance with our [Privacy Policy](#).

Let's Go

3. Sign in with your student email address and the password you created.

Sign In

If your workplace integrates with Safari Single Sign On, sign in with just your email below.

abc123@arastudent.ac.nz


Forgot Password?

Remember Me

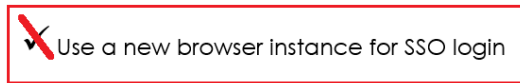
Set up the O'Reilly mobile app if preferred

Download the Safari app to your smartphone or tablet by doing the following:

- a. Go to your App store and search for **O'Reilly Media Inc.**
- b. Click on the appropriate app for your device

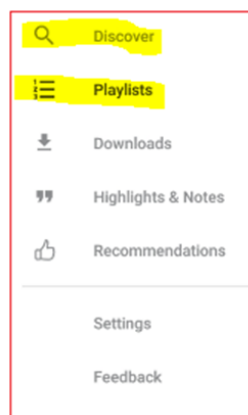


c. Use your student email address and the password you set up in the previous steps and make sure that the following box is **NOT** ticked before you click on **Sign in**.



d. Click the Hamburger menu in the top left and click

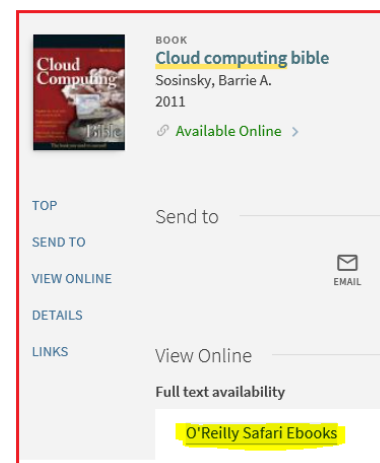
- **Discover** to find book titles
- **Playlists** to create lists of your favourite titles



Accessing O'Reilly Ebooks from the Library Search

Once you have set up your O'Reilly ebook account you can also access the ebooks via the Library Search.

Click on "**O'Reilly Ebooks**" under **View Online**, and use your student email address and the password you set up in the previous steps if prompted.



For further assistance

- Ask at the Library, Christchurch, Madras St. Campus
- Live chat with a Librarian during open hours via [Asklive](#)
- Ring (03) 9408089 or 0800 24 24 76 and ask for the Library
- Email : library@ara.ac.nz