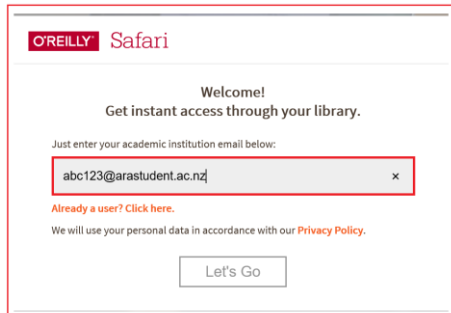


Accessing Safari Books Online

Immediate access to Safari Books Online

1. Go to **My Ara**: <https://myday.ara.ac.nz/>
2. Click on **Primo Library Search**
3. Click on **Databases**
4. Find **Safari Books Online** in the A-Z list and click the link.
5. Sign in using your student email address and click "**Let's go**" e.g.



O'REILLY Safari

Welcome!
Get instant access through your library.

Just enter your academic institution email below:

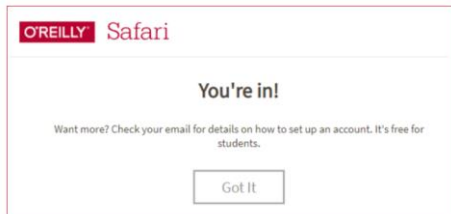
 x

Already a user? [Click here.](#)

We will use your personal data in accordance with our [Privacy Policy.](#)

Let's Go

6. The website should respond "**You're in!**" Click on "**Got it**". This gives you immediate access for up to 3 days.



O'REILLY Safari

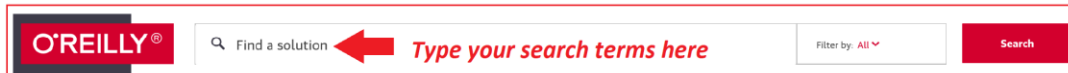
You're in!

Want more? Check your email for details on how to set up an account. It's free for students.

Got It

Note: You will also receive an email to set up your account for continuous access. See page 2 for how to **Setup a Safari Account**.

7. When O'Reilly Safari Books opens, use the search box to find the title of the ebook you want.



O'REILLY®

 ← Type your search terms here

Filter by: All ▼

Search

Set up a Safari O'Reilly Account

1. Complete your account set up, by going to your student email account to look for an email from O'Reilly that includes a unique link and prompt for you to set up your personal Safari account. We recommend you use your network / Moodle password for your Safari account.

2. Then repeat steps 1 - 4 and click on “**Already a user? Click here**”

O'REILLY Safari

Welcome!
Get instant access through your library.

Just enter your academic institution email below:

Already a user? Click here.

We will use your personal data in accordance with our [Privacy Policy](#).

3. Sign in with your student email address and the password you created.

Sign In

If your workplace integrates with Safari Single Sign On, sign in with just your email below.


Forgot Password?

Remember Me

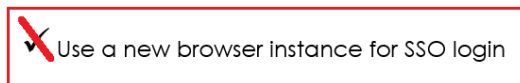
Set up the Safari mobile app if preferred

Download the Safari app to your smartphone or tablet by doing the following:

- a. Go to your App store and search for **O'Reilly Media Inc.**
- b. Click on the appropriate app for your device

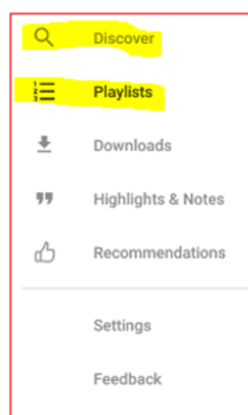


c. Use your student email address and the password you set up in the previous steps and make sure that the following box is **NOT** ticked before you click on **Sign in**.



d. Click the Hamburger menu in the top left and click

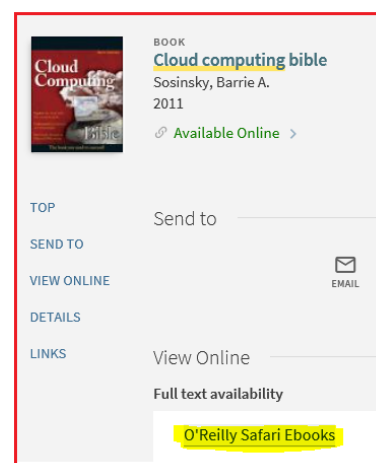
- **Discover** to find book titles
- **Playlists** to create lists of your favourite titles



Accessing Safari Books from the Library Search

Once you have set up your Safari ebook account you can also access the ebooks via the Library Search.

Click on "**O'Reilly Safari Ebooks**" under **View Online**, and use your student email address and the password you set up in the previous steps if prompted.



For further assistance

- Ask at the Library, City Campus, Christchurch
- Ring (03) 9408089
- Email : library@ara.ac.nz