


Matariki star bunting

1. Take two squares of paper



2. Fold sheet one diagonally corner to corner




3. Fold one edge back to the centre line



4. Turn the paper over



5. Fold in half




6. Pull down the left lower flap




7. To get this shape



8. Fold the second sheet in half diagonally



9. And fold diagonally one more time.



10. Put the two shapes together to form a star



