

Download a Proquest ebook to your own device

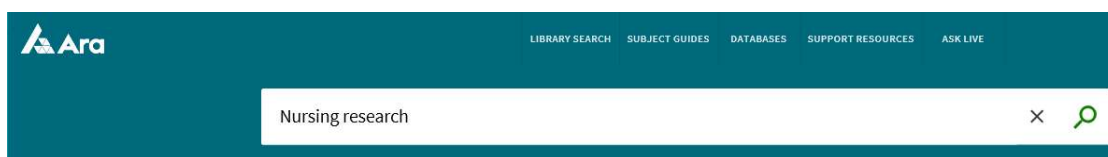
Download an ebook reader

To read a downloaded Proquest Ebook Central eBook, download one of these readers.

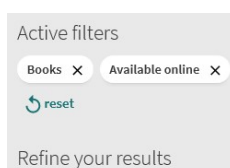
- For a PC or a Mac, download [Adobe Digital Editions](#). This is free.
- For mobile devices such as ipads, iPhones and Android, download the **Bluefire Reader** app from [iTunes](#) for iPad or [Google Play](#) for Android. This is also free. For some devices you might need to download a different web browser as well e.g. Dolphin Browser.

Find an ebook

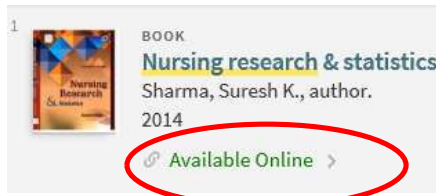
1. Begin at **My Ara**: <https://myara.ara.ac.nz/>
2. Choose **Primo Library Search**
3. In the **Primo Library Search** box type in your search term(s) e.g.



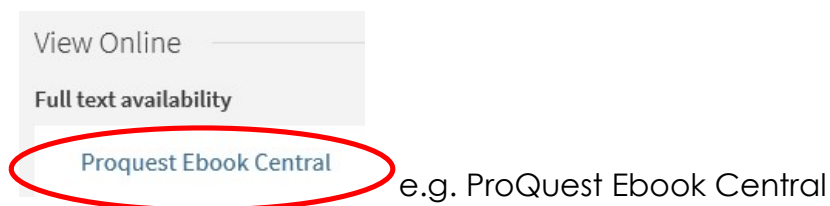
4. In the right column, refine your results by **Books** and **Available online** to see only ebooks.



5. Click **Available online**

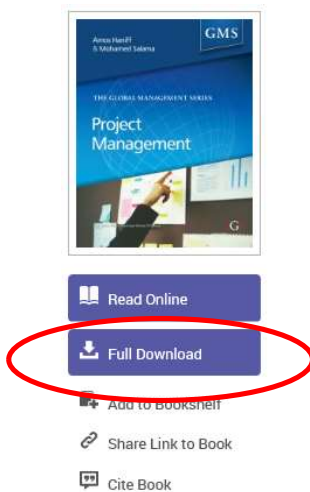


6. Under **View Online** click on the link under **Full text availability**



7. Log in with your network username and password if prompted.

8. Click on **Full Download** and then follow the prompts on your screen to download your ebook.



Return an ebook you downloaded

For downloaded ebooks, they are automatically returned when the loan period expires. If you want to return the downloaded book earlier than the loan period,

- Go to your Adobe Digital Editions
- Click **All items** or **Borrowed items**
- Move your cursor to the book you want to return
- Click the arrow on the upper left of the book cover
- Select “Return Borrowed Item” option

For further assistance

- Ask at the Library, Christchurch, Madras St. Campus
- Live chat with a Librarian during open hours via [Asklive](#)
- Ring (03) 9408089 or 0800 24 24 76 and ask for the Library
- Email : library@ara.ac.nz