


Using Standards NZ Database

Begin at **My Ara**: <https://myara.ara.ac.nz/>

2. Click on **Primo Library Search**



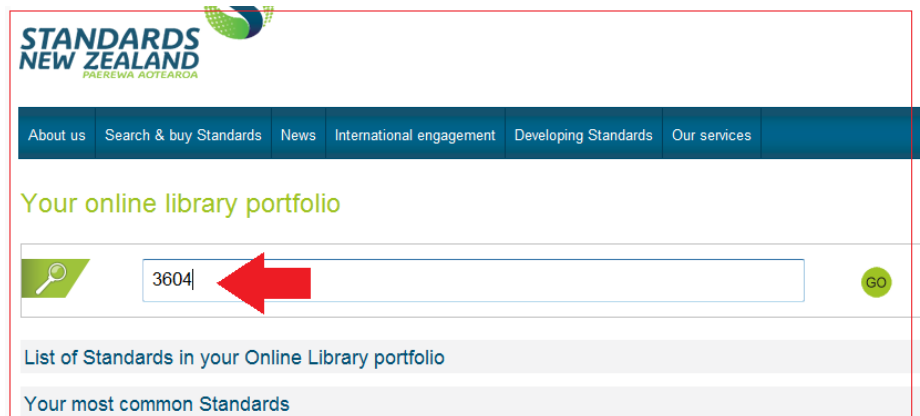
3. Click on **Databases**

4. Click on **S** and click on **Standards NZ**.

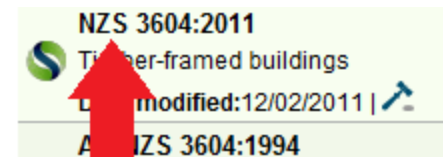
5. If you are prompted to login, use your network / Moodle username and password.

6. In the search box type keywords or the number of the Standard e.g. 3604

7. Press Enter or click on **Go** to activate your search.



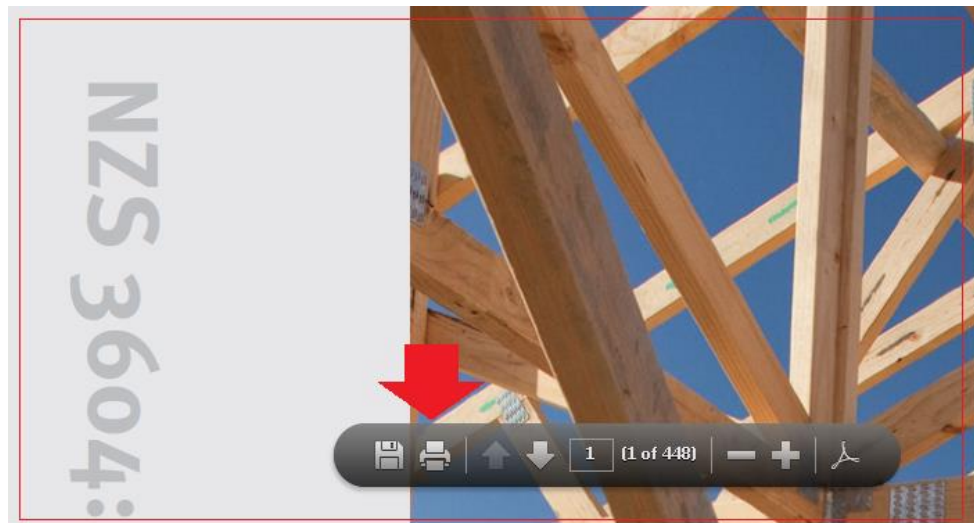
8. Click on the link to your **Standard e.g. NZS 3604:2011**



9. Click on **View PDF** to open your Standard.



10. Hover with your cursor over the first page and click on the **print** icon.



For further assistance

- Ask at the Library, Christchurch, Madras St. Campus
- Live chat with a Librarian during open hours via [Asklive](#)
- Ring (03) 9408089 or 0800 24 24 76 and ask for the Library
- Email : library@ara.ac.nz